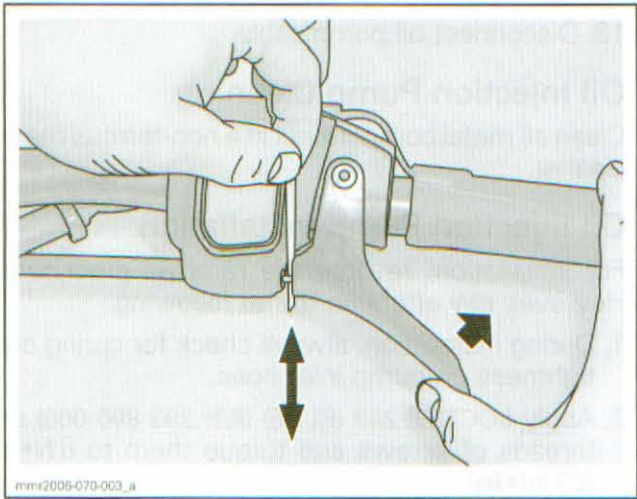



Section 02 ENGINE
Subsection 07 (LUBRICATION SYSTEM)



TYPICAL


NOTICE Throttle slides must not move and remain in idle position.

3. Move adjuster boot away and stretch oil pump cable at adjuster.



TYPICAL


1. Oil pump cable adjuster



TYPICAL


4. Insert cable in the appropriate slot of the OIL PUMP CABLE ADJUSTER (P/N 529 036 045).

MODEL	ADJUSTMENT SPECIFICATION
500SS 600 800R	16.5 mm (.65 in)



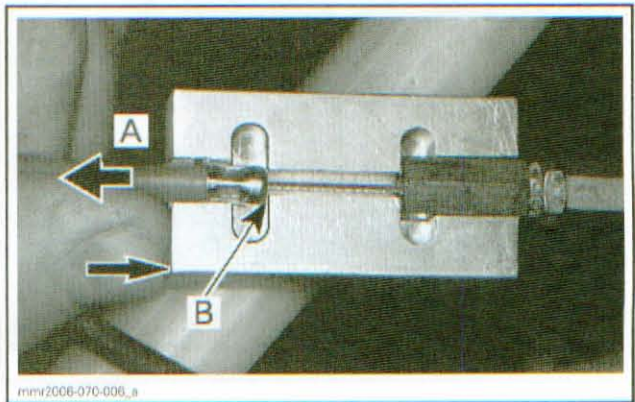
NOTE: If tool cannot be inserted, turn cable adjuster to "shorten" cable.

5. Pull cable with a force of 34 N (7.6 lbf) to recover all play in cable.
6. While still pulling, check if there is a gap as shown.



- A. Pull 34 N (7.6 lbf)
B. Remove gap here

7. Turn cable adjuster to recover that gap.



- FINAL ADJUSTMENT WITHOUT GAP**
A. Pull 34 N (7.6 lbf)
B. No gap

8. Secure adjustment in place with lock nut.